



Aspen Heights
BRITISH SCHOOL

E-learning Guide for Parents

Google Classroom



Year 7 and 8

Advice for families to support e-learning

- **Keep a routine! Your child should be in bed before 9pm.**
- **Regular meal times with healthy choices- breakfast, lunch and dinner.**
- **Every day your child will take part in Google Classroom, or Alef lessons as their regular timetable.**

Y8 Boys - Futaisi				Form Tutor: Mr Ram						
	Registration 7.40-7.55	Session 1 7.55-8.50 (55 mins)	Session 2 8.50-9.45 (55 mins)	Break 9.45- 10.00	Session 3 10.00-10.55 (55 mins)	Session 4 10.55-11.50 (55 mins)	Lunch 11.50- 12.20	Session 5 12.20-1.15 (55 mins)	Session 6 1.15- 2.10 (55 mins)	Session 7 2.10-2.20
Sun		Assembly- 8.05, Moral education- circle time	Maths Mrs Tiznadel		French Miss Lavin	English Mrs Joubert		Science Dr Plumb	Mr Elidesouki NA, Ms Hanan/TA NNA	
Mon		English Mrs Joubert Mr Mohamed NSS Mr Elidesouki Enrichment	Mr Bishop Enrichment Ms Basma NSS / Mr Bishop NISS		Science Dr Plumb	English Mrs Joubert		Mr Ram PE	Maths Mrs Tiznadel	
Tues					Art/DT Mrs Stewart	Art/DT Mrs Stewart		Mr Ram & Mrs Grace Obegat Swim	Mr Elidesouki NA, Ms Hanan/TA NNA	
Weds					Computing Miss Yates	English Mrs Joubert		Humanities Mr Bishop	Music Miss Yates	
Thurs		Assembly Science Dr Plumb	Ms Basma NSS / Mr Bishop NISS	Mr Elidesouki NA, Ms Hanan/TA NNA	English Mrs Joubert	Mr Mohamed NSS Mr Bishop Enrichment	Community Service			

Your child should:

- Complete a minimum of 5 lessons of study per day.
- Log into Google Classroom each day and complete the lessons that have been set for the day.
- Log in to Google calendar each day to check assignment deadlines. Some teacher set tasks will be project based and therefore have a longer deadline.
- Ensure that they have 'turned in' an assignment on Google Classroom for every lesson.
- Check their email everyday in order to see their ranking in the 'Golden ticket table'
- Be active! Do a HIIT workout, go to the gym, go for a run or cycle.

Please limit:

- Fast food
- Time on other electronic devices

E-safety- Please monitor your child's access to the internet and remind your child to inform you if they see or hear anything that makes them uncomfortable.





How to log in?

1. Using your internet browser (Google Chrome will work best for this), go to classroom.google.com. You may be directed to log into an account instead of the classroom screen.

ستخدام متصفح الإنترنت خاصتك (سيعمل Google Chrome بشكل أفضل لهذا الغرض) ، انتقل إلى classroom.google.com . قد يتم توجيهك لتسجيل الدخول إلى حساب بدلاً من شاشة الفصل الدراسي.



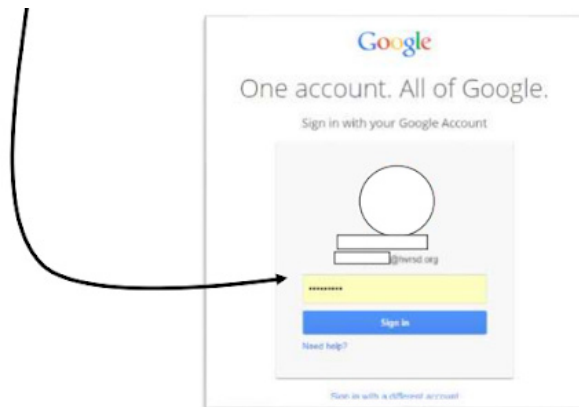
Classroom app



Chrome browser

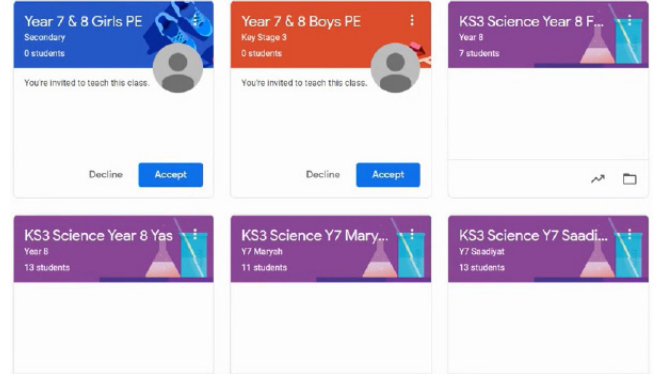
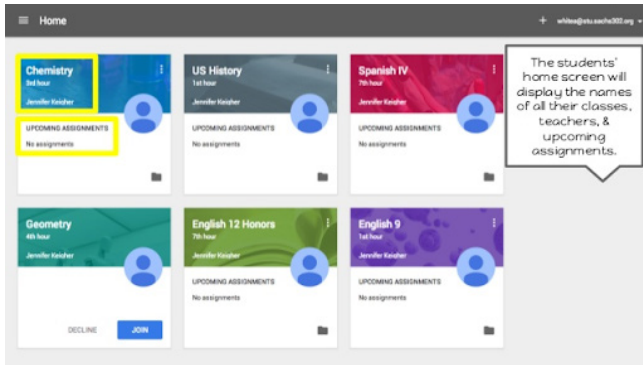
2. You must be logged in to your child's Google account in order to access any Google Classroom. Click "Sign In" in the top right hand corner if you currently are not signed into any Google account. If you are on another Gmail account, you will need to sign out of it and log in with your child's Google account. You should have access to their username and password by asking them.

يجب تسجيل دخولك إلى حساب Google الخاص بطفلك من أجل الوصول إلى أي فصل دراسي من Google. انقر فوق "تسجيل الدخول" في الزاوية اليمنى العليا إذا لم تكن مسجلاً حالياً في أي حساب Google. إذا كنت تستخدم حساب Gmail آخر ، فستحتاج إلى تسجيل الخروج منه وتسجيل الدخول باستخدام حساب Google لطفلك. يجب أن يكون لديك حق الوصول إلى اسم المستخدم وكلمة المرور من خلال سؤالهم.



3. The 'Classrooms' that you are now joined to will now be one screen. This is your "home screen".

ستصبح "الفصول الدراسية" التي انضمت إليها الآن شاشة واحدة. هذه هي "الشاشة الرئيسية" الخاصة بك.



Your child can access all of their subjects from their home screen. They have been using Google Classroom since September 2019 and are able to open, use and upload as per the teacher's directions.

يمكن لطفلك الوصول إلى جميع الموضوعات من خلال الشاشة الرئيسية.

يستخدم طفلك Google Classroom منذ سبتمبر 2019 لذا فهو قادر على فتح واستخدام وتحميل حسب توجيهات المعلم.

For any questions or further information
you can call us at 02 564 2229 or email pa@ahbs.ae

